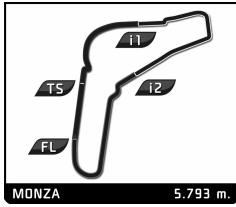




## LEON CUPRA CUP



### Seat Leon Cup ACI Racing Weekend, Monza 20-22 Ottobre Race 1


### Sector Analysis

■ Personal Best ■ Session Best B Crossing the finish line in pit lane

Lap	Time	Sector 1	Sector 2	Sector 3	T. Spd	Elapsed	Lap	Time	Sector 1	Sector 2	Sector 3	T. Spd	Elapsed		
<b>1</b> WYHINNY/Seat Motorsport Italia <span style="float:right">Seat Leon Cup Racer</span>															
1.Giampiero WYHINNY															
2.Paul WYHINNY															
1	2:11.566	44.966	43.316	43.284	192.4	2:11.566	4	3:04.981	49.387	1:05.923	1:09.671	166.7	9:30.217		
2	2:05.979	39.656	43.333	42.990	228.4	4:17.545	5	3:08.227	58.148	1:07.866	1:02.213	117.2	12:38.444		
<b>3</b> GURRIERI/LRM Motors <span style="float:right">Seat Leon Cup Racer</span>															
1.Raffaiele GURRIERI															
1	2:26.882	B	45.718	44.388	56.776	180.6	2:26.882	6	2:46.985	57.115	53.608	56.262	128.8	15:25.429	
2	12:15.525	...	47.363	45.715	176.2	14:42.407	7	2:07.731	39.884	43.671	44.176	219.6	17:33.160		
3	2:06.776	40.399	43.724	42.653	210.7	16:49.183	8	2:04.840	39.597	42.640	42.603	242.7	19:38.000		
4	2:10.714	40.473	44.749	45.492	242.7	18:59.897	9	2:11.110	B	39.492	42.284	49.334	240.0	21:49.110	
5	2:13.830	44.240	45.630	43.960	178.8	21:13.727	10	3:30.181	2:04.230	43.099	42.852	182.1	25:19.291		
6	2:14.319	B	40.738	44.324	49.257	209.1	23:28.046	11	2:04.586	39.382	42.164	43.040	241.6	27:23.877	
7	3:45.939	2:06.205	45.940	53.794	177.4	27:13.985	12	2:04.381	39.541	42.413	42.427	237.4	29:28.258		
8	2:23.125	B	42.422	45.599	55.104	187.8	29:37.110	13	2:04.602	39.275	42.530	42.797	240.5	31:32.860	
9	3:24.195	1:45.741	47.914	50.540	148.5	33:01.305	14	2:03.629	39.247	41.524	42.858	240.0	33:36.489		
10	2:32.325	52.646	51.145	48.534	159.4	35:33.630	15	2:04.948	39.353	42.629	42.966	241.1	35:41.437		
11	2:28.520	46.399	50.891	51.230	154.7	38:02.150	16	2:05.354	39.358	42.961	43.035	240.5	37:46.791		
12	2:28.671	48.554	50.331	49.786	144.0	40:30.821	17	2:04.362	39.314	42.269	42.779	241.1	39:51.153		
13	2:29.687	48.944	50.557	50.186	141.7	43:00.508	18	2:04.771	39.420	42.620	42.731	238.9	41:55.924		
14	2:58.381	55.569	1:09.543	53.269	144.2	45:58.889	19	2:04.910	39.623	42.331	42.956	240.0	44:00.834		
15	2:23.983	49.061	48.192	46.730	127.8	48:22.872	20	2:04.940	39.515	42.225	43.200	240.0	46:05.774		
16	2:14.782	43.215	45.873	45.694	154.2	50:37.654	21	2:15.936	39.137	53.203	43.596	224.2	48:21.710		
17	2:18.227	44.780	46.765	46.682	148.7	52:55.881	22	2:06.159	39.874	42.768	43.517	234.8	50:27.869		
							23	2:06.921	39.842	43.569	43.510	240.0	52:34.790		
<b>7</b> GAGLIANO/Pit Lane Competizioni <span style="float:right">Seat Leon Cup Racer</span>															
1.Massimiliano GAGLIANO															
1	2:06.479	42.126	42.074	42.279	209.5	2:06.479	<b>10</b> PAOLINO/BD Racing <span style="float:right">Seat Leon Cup Racer</span>								
2	2:02.179	39.397	41.369	41.413	247.7	4:08.658	1.Federico PAOLINO								
3	2:05.531	38.857	41.137	45.537	246.0	6:14.189	1	2:08.285	43.641	42.293	42.351	202.5	2:08.285		
4	3:09.893	54.516	1:06.318	1:09.059	136.2	9:24.082	2	2:02.492	38.954	41.677	41.861	226.0	4:10.777		
5	3:09.209	58.171	1:08.295	1:02.743	126.1	12:33.291	3	2:05.580	38.760	41.532	45.288	229.9	6:16.357		
6	2:49.266	55.421	54.925	58.920	116.0	15:22.557	4	3:10.644	54.409	1:06.854	1:09.381	136.4	9:27.001		
7	2:04.240	39.962	42.627	41.651	245.4	17:26.797	5	3:08.788	58.426	1:07.606	1:02.756	119.2	12:35.789		
8	2:02.315	39.747	41.012	41.556	237.9	19:29.112	6	2:47.697	56.476	53.737	57.484	118.3	15:23.486		
9	2:01.020	38.572	41.101	41.347	247.1	21:30.132	7	2:03.866	39.725	42.364	41.777	227.4	17:27.352		
10	2:01.227	38.757	41.055	41.415	246.0	23:31.359	8	2:03.895	40.494	41.866	41.535	220.5	19:31.247		
11	2:07.830	B	38.848	41.083	47.899	240.5	25:39.189	9	2:08.994	B	39.469	41.762	47.763	229.9	21:40.241
12	3:26.743	2:03.925	41.257	41.561	185.5	29:05.932	10	3:30.126	2:06.218	41.993	41.915	186.8	25:10.367		
13	2:01.257	38.892	40.772	41.593	243.8	31:07.189	11	2:01.554	38.839	41.220	41.495	239.5	27:11.921		
14	2:02.528	38.883	42.073	41.572	244.9	33:09.717	12	2:01.094	38.568	41.087	41.439	241.6	29:13.015		
15	2:01.473	38.774	41.127	41.572	248.2	35:11.190	13	2:01.512	38.788	41.202	41.522	241.6	31:14.527		
16	2:01.784	38.930	41.479	41.375	244.3	37:12.974	14	2:01.605	38.522	41.465	41.618	240.5	33:16.132		
17	2:02.402	39.499	41.044	41.859	243.2	39:15.376	15	2:01.884	38.762	41.234	41.888	234.8	35:18.016		
18	2:01.973	39.016	41.481	41.476	243.2	41:17.349	16	2:02.149	38.739	41.723	41.687	235.8	37:20.165		
19	2:01.425	38.944	41.000	41.481	243.2	43:18.774	17	2:02.370	38.851	41.886	41.633	239.5	39:22.535		
20	2:01.963	39.026	41.433	41.504	243.8	45:20.737	18	2:02.613	38.768	42.127	41.718	234.3	41:25.148		
21	2:02.277	39.093	41.530	41.654	242.7	47:23.014	19	2:02.304	39.123	41.534	41.647	225.6	43:27.452		
22	2:01.924	39.131	41.117	41.676	245.4	49:24.938	20	2:02.285	38.880	41.643	41.762	221.4	45:29.737		
23	2:02.171	39.094	41.189	41.888	243.2	51:27.109	21	2:02.883	39.479	41.684	41.720	241.1	47:32.620		
<b>9</b> MAFFEI/MC Corse <span style="float:right">Seat Leon Cup Racer</span>															
1.Cristian MAFFEI															
2.Danilo BON															
1	2:13.833	46.774	43.809	43.250	190.4	2:13.833	<b>44</b> Nova Race <span style="float:right">Seat Leon Cup Racer</span>								
2	2:04.771	39.712	42.354	42.705	235.3	4:18.604	1.Gabriele TORELLI								
3	2:06.632	39.218	43.599	43.815	238.9	6:25.236	2.Matteo GRECO								
							1	2:11.828	45.293	43.427	43.108	191.4	2:11.828		
							2	2:05.158	39.834	42.672	42.652	228.4	4:16.986		
							3	2:06.640	39.279	44.555	42.806	243.8	6:23.626		
							4	3:04.847	48.868	1:06.719	1:09.260	168.8	9:28.473		
							5	3:09.104	58.607	1:07.654	1:02.843	111.5	12:37.577		
							6	2:46.741	56.304	53.920	56.517	111.4	15:24.318		
							7	2:04.428	40.085	42.098	42.245	219.2	17:28.746		
							8	2:03.673	39.287	42.443	41.943	229.4	19:32.419		



## LEON CUPRA CUP



### Seat Leon Cup ACI Racing Weekend, Monza 20-22 Ottobre Race 1

### Sector Analysis

■ Personal Best ■ Session Best B Crossing the finish line in pit lane

Lap	Time	Sector 1	Sector 2	Sector 3	T. Spd	Elapsed	Lap	Time	Sector 1	Sector 2	Sector 3	T. Spd	Elapsed
9	2:09.139B	39.146	41.729	48.264	240.0	21:41.558	21	2:01.849	38.775	41.718	41.356	240.5	47:23.219
10	4:03.300	2:39.783	41.610	41.907	182.4	25:44.858	22	2:02.156	39.189	41.470	41.497	243.2	49:25.375
11	2:01.271	38.981	40.755	41.535	240.0	27:46.129	23	2:02.004	39.002	41.326	41.676	239.5	51:27.379
12	2:01.509	39.058	40.877	41.574	240.5	29:47.638							
13	2:01.705	39.208	40.877	41.620	240.0	31:49.343							
14	2:01.989	39.098	41.264	41.627	240.5	33:51.332							
15	2:01.925	39.004	41.197	41.724	241.1	35:53.257							
16	2:02.300	39.176	41.183	41.941	241.6	37:55.557							
17	2:02.863	39.099	42.137	41.627	241.6	39:58.420							
18	2:01.887	39.140	40.999	41.748	242.7	42:00.307							
19	2:02.121	39.027	41.103	41.991	242.7	44:02.428							
20	2:02.683	39.087	41.177	42.419	244.9	46:05.111							
21	2:01.887	39.141	41.040	41.706	244.3	48:06.998							
22	2:02.056	39.242	41.056	41.758	240.5	50:09.054							
23	2:01.870	38.964	41.096	41.810	243.2	52:10.924							

**55** **GUERRA/Pit Lane Competizioni** Seat Leon Cup Racer  
1. Francesco GUERRA

1	2:08.776	44.146	42.322	42.308	208.3	2:08.776
2	2:03.080	39.137	41.510	42.433	227.4	4:11.856
3	2:05.051	38.969	41.028	45.054	238.9	6:16.907
4	3:10.996	54.920	1:06.852	1:09.224	145.9	9:27.903
5	3:08.878	58.643	1:07.577	1:02.658	120.3	12:36.781
6	2:47.215	56.520	53.855	56.840	110.2	15:23.996
7	2:04.030	39.723	42.546	41.761	218.8	17:28.026
8	2:02.989	39.377	41.650	41.962	232.3	19:31.015
9	2:08.379B	39.132	41.927	47.320	235.3	21:39.394
10	3:27.814	2:03.699	42.014	42.101	184.9	25:07.208
11	2:02.209	39.335	41.239	41.635	234.3	27:09.417
12	2:12.451B	39.036	41.280	52.135	239.5	29:21.868
13	16:32.642	...	43.062	42.361	178.5	45:54.510
14	2:03.239	39.413	41.785	42.041	231.3	47:57.749
15	2:03.362	39.564	41.713	42.085	236.3	50:01.111
16	2:03.591	39.709	41.867	42.015	236.9	52:04.702

**64** **VOLPATO/BD Racing** Seat Leon Cup Racer  
1. Gabriele VOLPATO  
2. Lorenzo NICOLI

1	2:06.252	42.320	42.020	41.912	207.1	2:06.252
2	2:01.932	39.303	41.437	41.192	245.4	4:08.184
3	2:04.681	39.095	40.839	44.747	241.1	6:12.865
4	3:10.488	55.115	1:06.310	1:09.063	149.1	9:23.353
5	3:09.064	58.116	1:08.368	1:02.580	126.3	12:32.417
6	2:49.862	55.648	54.729	59.485	124.3	15:22.279
7	2:02.449	39.668	41.687	41.094	240.0	17:24.728
8	2:01.318	38.917	41.051	41.350	242.1	19:26.046
9	2:01.607	39.055	41.225	41.327	238.4	21:27.653
10	2:01.624	38.971	41.369	41.284	236.3	23:29.277
11	2:01.491	38.908	41.387	41.196	233.8	25:30.768
12	2:07.787B	39.153	41.660	46.974	236.9	27:38.555
13	3:28.163	2:02.955	42.515	42.693	184.3	31:06.718
14	2:03.156	39.089	42.002	42.065	241.1	33:09.874
15	2:02.076	38.840	41.436	41.800	237.9	35:11.950
16	2:01.547	39.040	41.320	41.187	246.0	37:13.497
17	2:02.992	39.919	41.531	41.542	241.6	39:16.489
18	2:01.381	38.855	41.174	41.352	237.9	41:17.870
19	2:01.562	38.881	41.091	41.590	234.8	43:19.432
20	2:01.938	38.745	41.581	41.612	241.6	45:21.370

**67** **Dinamic Motorsport** Seat Leon Cup Racer  
1. Marco PELLEGRINI

1	2:06.811	42.719	41.951	42.141	211.1	2:06.811
2	2:02.333	39.279	41.485	41.569	245.4	4:09.144
3	2:05.919	39.157	41.042	45.720	242.1	6:15.063
4	3:10.050	54.204	1:06.678	1:09.168	132.9	9:25.113
5	3:09.265	58.211	1:07.928	1:03.126	118.0	12:34.378
6	2:48.457	55.685	54.478	58.294	116.9	15:22.835
7	2:02.914	39.696	41.676	41.542	235.3	17:25.749
8	2:01.463	38.767	41.225	41.471	243.2	19:27.212
9	2:07.688B	38.872	41.215	47.601	243.2	21:34.900
10	3:27.379	2:03.994	41.503	41.882	181.2	25:02.279
11	2:01.863	39.129	41.021	41.713	238.9	27:04.142
12	2:02.232	39.147	41.311	41.774	242.1	29:06.374
13	2:01.199	38.921	40.947	41.331	244.9	31:07.573
14	2:02.617	38.843	41.896	41.878	246.5	33:10.190
15	2:02.203	38.859	41.686	41.658	241.6	35:12.393
16	2:02.858	39.438	41.756	41.664	238.9	37:15.251
17	2:01.999	38.961	41.580	41.458	241.6	39:17.250
18	2:01.815	39.012	41.360	41.443	243.8	41:19.065
19	2:01.740	39.035	41.447	41.258	244.3	43:20.805
20	2:01.529	38.722	41.386	41.421	246.5	45:22.334
21	2:03.331	38.791	41.798	42.742	244.3	47:25.665
22	2:01.782	39.018	41.148	41.616	237.4	49:27.447
23	2:02.032	39.049	41.270	41.713	239.5	51:29.479

**76** **MASSERINI/BD Racing** Seat Leon Cup Racer  
1. Andrea MASSERINI  
2. Massimiliano DANETTI

1	2:11.221	44.507	43.582	43.132	198.4	2:11.221
2	2:05.382	39.561	42.834	42.987	233.3	4:16.603

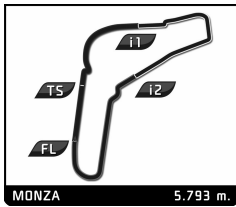
**92** **FEDELI/Pit Lane Competizioni** Seat Leon Cup Racer  
1. Carlotta FEDELI

1	2:07.313	42.987	42.282	42.044	209.9	2:07.313
2	2:02.399	38.970	41.674	41.755	240.0	4:09.712
3	2:05.760	38.905	41.348	45.507	238.9	6:15.472
4	3:10.469	54.444	1:06.809	1:09.216	133.6	9:25.941
5	3:09.184	58.602	1:07.894	1:02.688	123.1	12:35.125
6	2:48.001	56.034	54.254	57.713	121.7	15:23.126
7	2:03.320	39.511	42.235	41.574	236.9	17:26.446
8	2:04.055	40.728	41.632	41.695	244.9	19:30.501
9	2:02.205	39.047	41.646	41.512	230.8	21:32.706
10	2:08.131B	39.056	41.705	47.370	241.6	23:40.837
11	3:26.933	2:03.502	41.660	41.771	182.4	27:07.770
12	2:02.075	39.075	41.206	41.794	242.1	29:09.845
13	2:02.565	39.553	41.319	41.693	243.2	31:12.410
14	2:02.308	39.293	41.266	41.749	240.0	33:14.718
15	2:02.364	39.320	41.381	41.663	243.8	35:17.082
16	2:02.530	39.352	41.272	41.906	242.1	37:19.612
17	2:02.199	39.178	41.383	41.638	243.8	39:21.811
18	2:02.691	39.395	41.540	41.756	236.9	41:24.502
19	2:02.391	39.258	41.284	41.849	234.3	43:26.893
20	2:04.188	41.127	41.511	41.550	243.2	45:31.081





# LEON CUPRA CUP



## Seat Leon Cup ACI Racing Weekend, Monza 20-22 Ottobre Race 1

### Sector Analysis

■ Personal Best   ■ Session Best   B Crossing the finish line in pit lane

Lap	Time	Sector 1	Sector 2	Sector 3	T. Spd	Elapsed	Lap	Time	Sector 1	Sector 2	Sector 3	T. Spd	Elapsed
21	2:02.304	39.038	41.471	41.795	242.7	47:33.385							
22	2:03.004	39.355	41.540	42.109	233.3	49:36.389							
23	2:02.803	39.494	41.745	41.564	236.9	51:39.192							